

TA9210D

12.5W CW 0.03 – 4.0 GHz GaN Power Transistor

Application Note: TA9210D EVB B

Application Note

1800MHz~2600MHz

32V/28V 50mA

Rev-1.2

List of Contents

- 1 General Description
- 2 TA9210D-EVB-B Board Details
- 3 TA9210D-EVB-B Bill of Material
- 4 TA9210D-EVB-B Biasing sequence
- 5 TA9210D-EVB-B Board Measurement Summary
- 6 TA9210D-EVB-B Board Measurement Results

1. General Description

The TA9210D is a broadband capable 12.5W GaN power transistor covering 30MHz to 2.7GHz frequency band with a single match. TA9210D is usable up to 4GHz. The input and output can be matched for best power and efficiency for the desired band.

The TA9210D is packaged in a compact, low-cost Quad Flat No lead (QFN) 3x6x0.75mm, 32 leads plastic package. TA9210D-EVB-B is tuned from 1.8GHz to 2.6GHz.

2. TA9210D-EVB-B Board Details

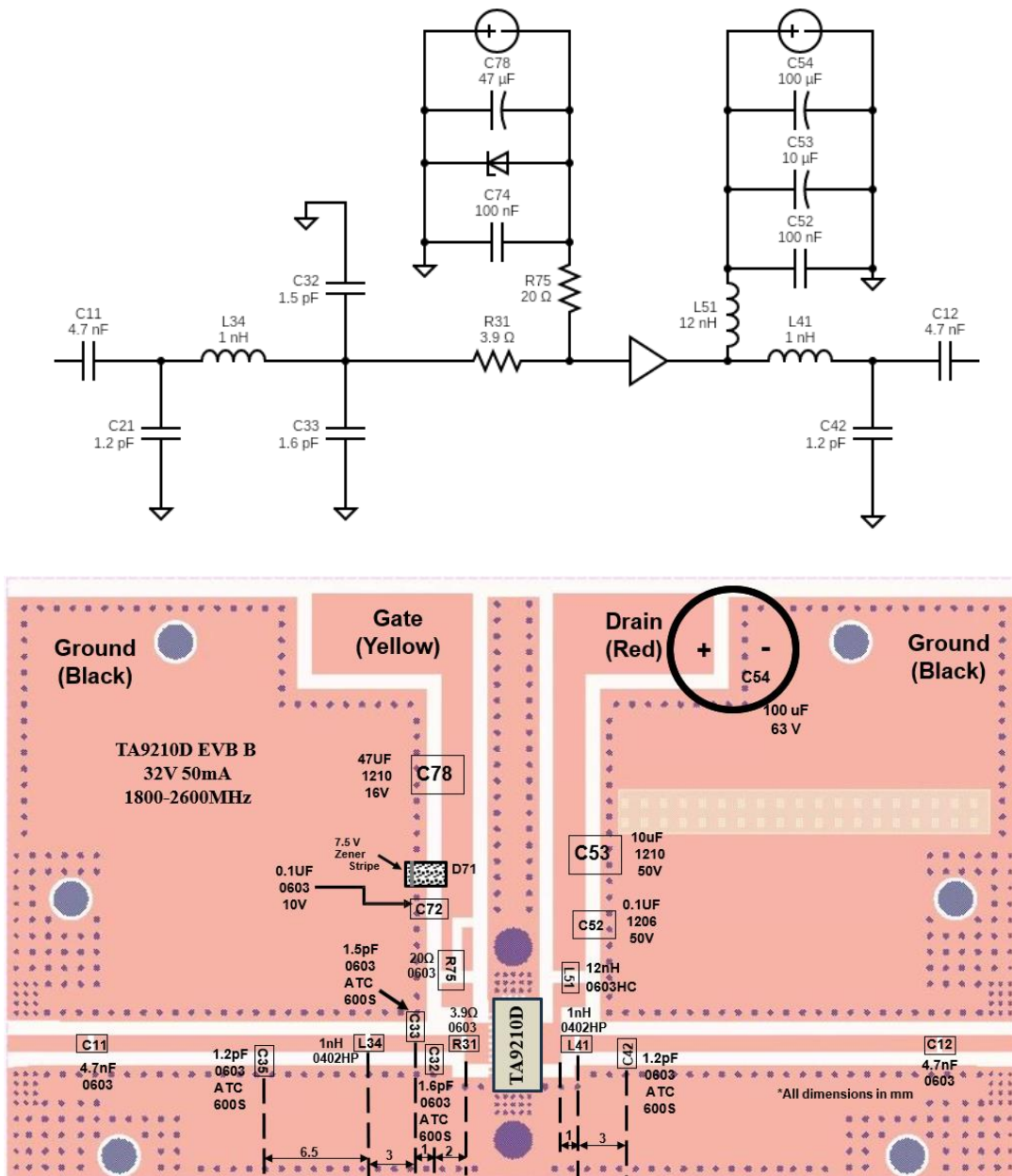


Figure 2.1 TA9210D-EVB-B 1800MHz ~ 2600MHz Schematic and EVB Layout

3. [TA9210D-EVB-B Bill of Material](#)

Component ID	Value	Manufacturer	Recommended Part Number
C11, C12	4.7nF, 50V	Murata	GRM1885C1H472JA01
R31	3.9Ω, 250mW	Panasonic	ERJ-PA3J3R9V
C32	1.6pF	AVX	600S1R6CT250XT
C33	1.5pF	AVX	600S1R5CT250XT
L34, L41	1.0nH	Coil craft	0402HP-1N0XJL
C35, L42	1.2pF	AVX	600S1R2CT250XT
L51	12nH	Coil craft	0603HC-12NXJLW
C52	0.1μF, 50V	Murata	GRM31C5C1H104JA01L
C53	10μF, 50V	Murata	GRM32ER71H106KA12L
C54	100μF, 63V	Nichicon	UPW1J101MPD1TD
D71	7.5 V, 0.5W Zener	On Semiconductor	SZMMSZ5236BT 1G
C72	0.1μF, 10V	AVX	0603ZC104K4T2A
R75	20Ω, 250mW	Panasonic	ERJ-PA3F20R0V
C78	47μF, 16V	Murata	GRM32ER61C476ME15L
Q1	12.5Watt GaN transistor	Tagore Technology	TA9210D
PCB	Rogers RO4350B, 20 mils, 2 oz copper		

Table 3.1 TA9210D-EVB-B BOM

4. [TA9210D-EVB-B Biasing Sequence](#)

Turn ON Device	Turn OFF Device
<ol style="list-style-type: none"> 1. Set V_G to -5V 2. Set V_D to +32V/28V 3. Adjust V_G to reach required I_{DQ} current 4. Apply RF power 	<ol style="list-style-type: none"> 1. Turn RF power off 2. Turn off V_D 3. Turn off V_G

Table 4.1 TA9210D-EVB-B Bias and Sequencing

5. [TA9210D-EVB-B Board Measurement Summary](#)

Frequency (MHz)	S21 Gain(dB)	S11 (dB)	S22 (dB)	Psat(dBm)	PAE (%) @Psat	ACPR & AACPR
1800	17	-8.1	-5.2	36.5	35	ACPR less than -35dBc and AACPR less than -50dBc for Average power up to 36dBm With LTE 9.5dB PAPR 10MHz BW
2300	15.7	-7.4	-8.7	35.8	34	
2700	15	-15.5	-12.2	35.3	44	

Table 5.1 TA9210D-EVB-B 32V 50mA Electrical Characteristics Summary

6. TA9210D-EVB-B Test Results

All the tests are carried out at room temperature.

6.1. S parameters

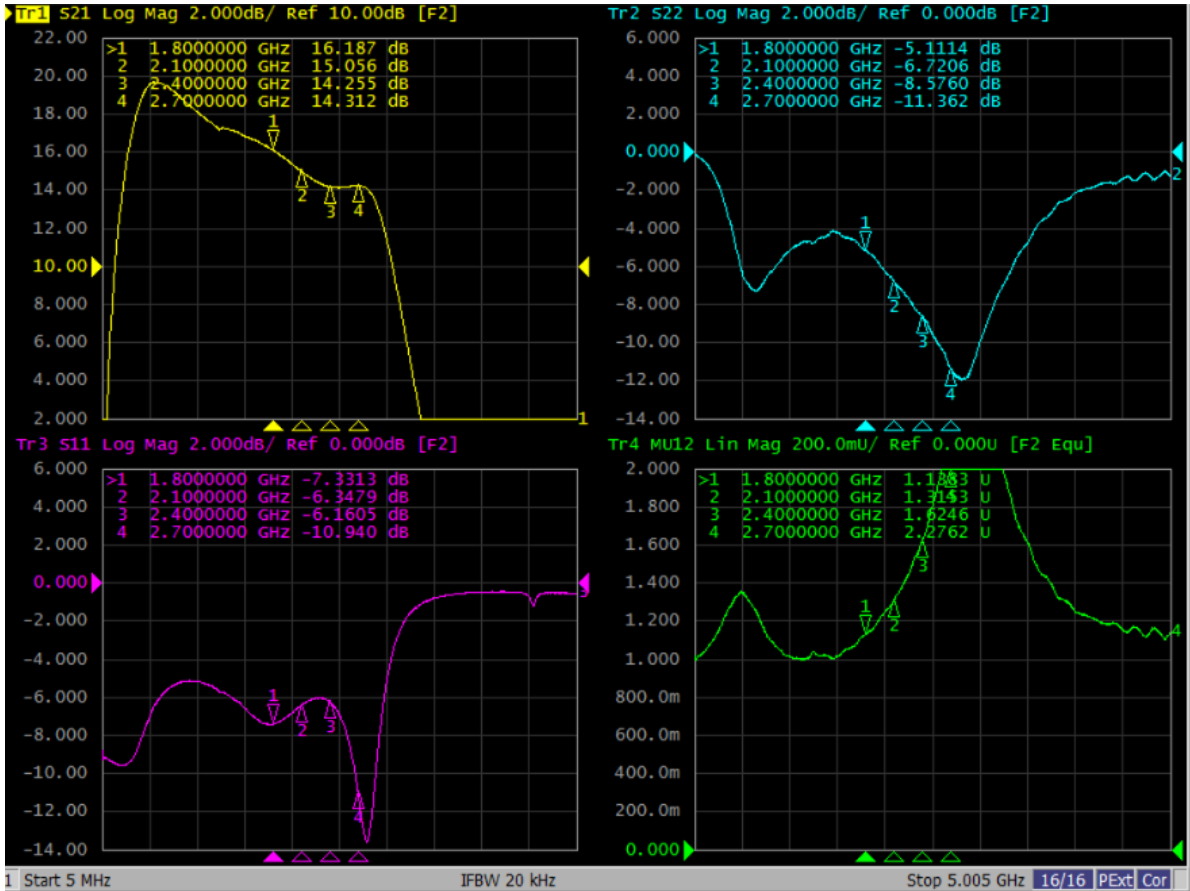


Figure 6.1.1. S parameters of TA9210D-EVB-B 32V 50mA

6.2. Large Signal Test Results

Gain and PAE Vs P_{OUT} data [V_d=32V, I_{DQ}=50mA, CW]

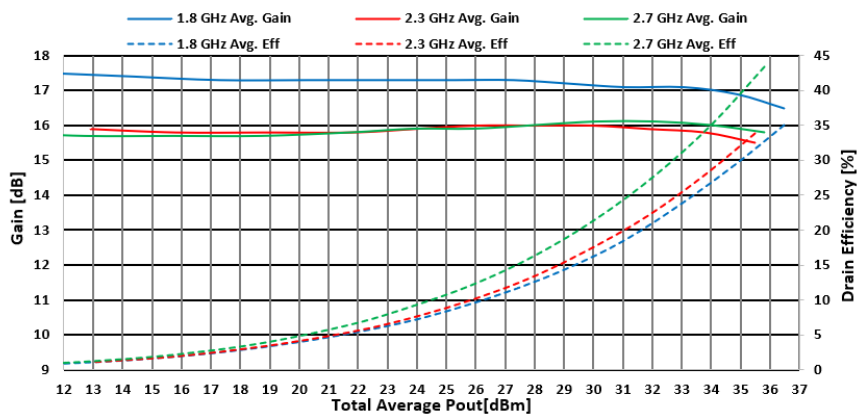


Figure 6.2.1. Gain and PAE vs P_{OUT} of TA9210D-EVB-B for 32V 50mA for freq:1800-2600MHz

Gain and PAE Vs P_{OUT} data over temperature [Vd=32V, IDQ=50mA, CW]

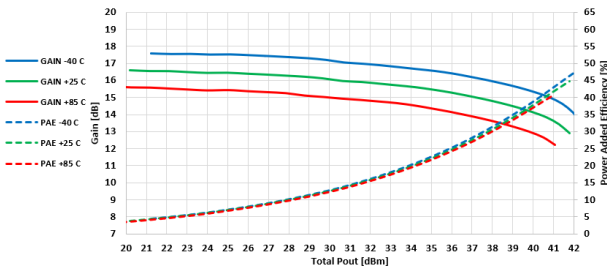


Figure 6.2.2. Gain and PAE vs P_{OUT} over temperature of TA9210D-EVB-B for 32V 50mA For 1800MHz

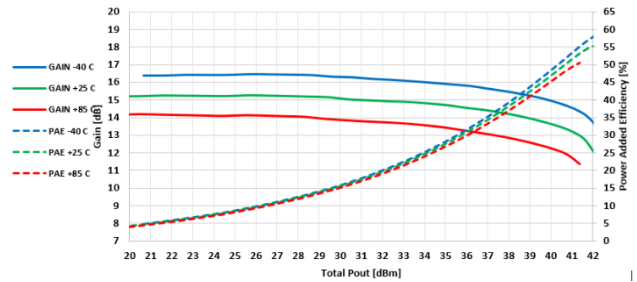


Figure 6.2.3. Gain and PAE vs P_{OUT} over temperature of TA9210D-EVB-B for 32V 50mA For 2700MHz

6.3. ACPR & AACPR Test Results

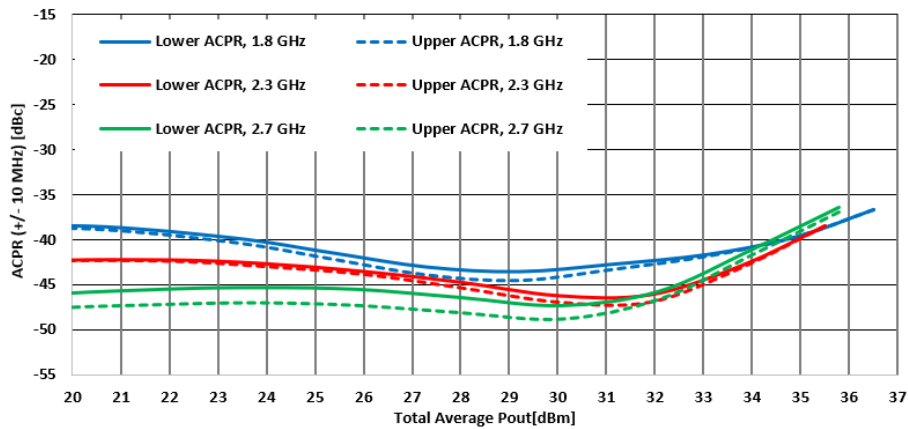


Figure 6.3.1 ACPR Vs P_{OUT} Of TA9210D-EVB-B, VD=32V, IDQ=50mA, LTE, PAPR = 9.5dB, 10MHz BW, TA=+25°C

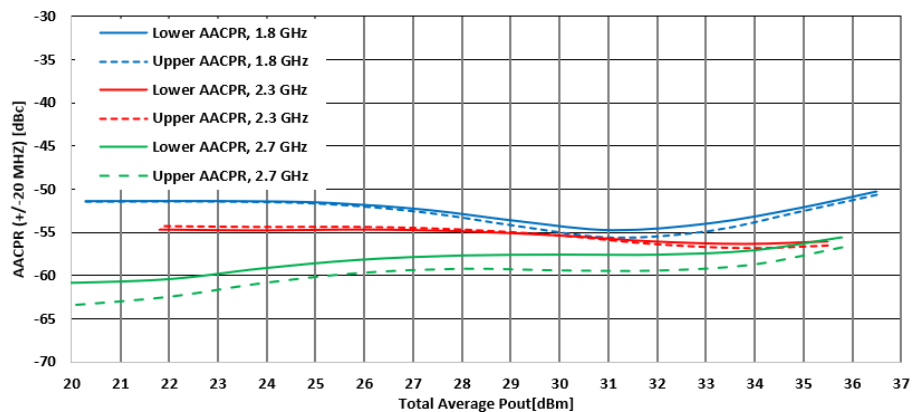


Figure 6.3.2 AACPR Vs P_{OUT} Of TA9210D-EVB-B, VD=32V, IDQ=50mA, LTE, PAPR = 9.5dB, 10MHz BW, TA=+25°C

Edition Revision 1.2 - 2024-01-29

Published by

Tagore Technology Inc.

601 W Campus Dr. Ste C1

Arlington Heights, IL 60004, USA

©2020 All Rights Reserved

Legal Disclaimer

The information provided in this document shall in no event be regarded as a guarantee of conditions or characteristics. Tagore Technology assumes no responsibility for the consequences of the use of this information, nor for any infringement of patents or of other rights of third parties which may result from the use of this information. No license is granted by implication or otherwise under any patent or patent rights of Tagore Technology. The specifications mentioned in this document are subject to change without notice.

Information

For further information on technology, delivery terms and conditions and prices, please contact Tagore Technology: support@tagoretech.com.